

# Biopolymer-based Films and Coatings: Emerging Technologies to Extend Shelf-life of Fruits and Vegetables

L. Susmita Devi,<sup>a</sup> Manashi Das Purkayastha,<sup>b</sup> Avik Mukherjee,<sup>a</sup> Santosh Kumar\*<sup>a</sup>

<sup>a</sup>Department of Food Engineering and Technology, Central Institute of Technology Kokrajhar, Kokrajhar, BTR, Assam-783370, India

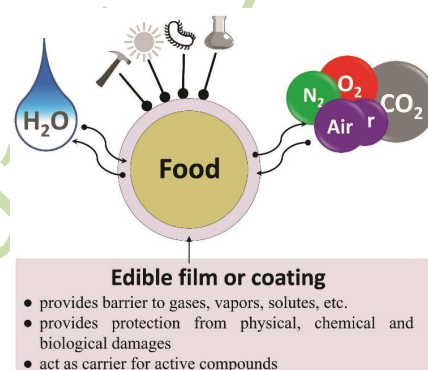
<sup>b</sup>Food Science and Technology Programme, Department of Horticulture, Assam Agricultural University, Jorhat-785013, Assam, India

\*Corresponding author; [s.kumar@cit.ac.in](mailto:s.kumar@cit.ac.in)

Received: November 5, 2021 | Accepted: Dec 11, 2021 | Published online: December 24, 2021

## Abstract

Worldwide, consumers demand for fresh and chemical free fresh fruits and vegetables are continuously expanding, as these food items are rich in nutrition promoting good health and immunity. The primary challenge to cater to these increasing demands is the fact that fresh produce are perishable commodities, and need effective preservation strategies to successfully mitigate this challenge. Biopolymer based films and coatings have emerged as effective, biodegradable alternatives to their synthetic counterparts. Reinforcement of biopolymers with natural active agents such as essential oils and/or nanomaterials improves mechanical, thermal, barrier, and functional (antimicrobial and antioxidant) properties of these composite films and coatings. Numerous published reports have demonstrated that biopolymer-based films and coatings can effectively reduce weight loss, and postharvest decay such as biochemical and microbial spoilage of coated fresh fruits and vegetables resulting in their postharvest shelf-life extension by a few days to as long as a month. This review is a comprehensive account on applications of biopolymer based active, composite coatings and films for sustainable packaging of fresh produce.



**Keywords:** Composite films and coatings, Postharvest shelf life, Fresh produce, Food preservation, Biodegradable films and coating

## 1. Introduction

Fresh fruits and vegetables are perishable commodities having excellent nutritional qualities, and are considered essential part of healthy diet. About 25-30% of the total production fruits and vegetables in India are lost during postharvest storage, handling and transportation. This is a significant challenge, as it not only affects the growers' income, but also costs the nation's economy dearly. Thus, extension of postharvest shelf-life of fresh produce is of immense importance for growth and prosperity of their farmers, handlers, processors, and to ensure healthy food habits among consumers. Packaging and coating of fruits and vegetables are effective ways to maintain their quality and prolong their postharvest shelf-life. Synthetic plastic polymer based packaging and synthetic-wax based coatings have been profusely used in preservation of these products. However, these synthetic inputs are non-degradable and harmful to consumers and environment. As sustainable alternatives, biopolymers such as polysaccharides, proteins, lipids, either alone or blended with natural active agents and/or nanomaterials, have been extensively studied in recent years<sup>1</sup>. These biodegradable alternatives are obtained from renewable sources such as plants, animals and microorganisms. However, biopolymer-based packaging

films suffer from certain shortcomings such as poor mechanical, barrier and thermal properties. Blending more than one biopolymer, reinforcement with natural active agents and /or nanomaterials improve these properties rendering them suitable for fruits and vegetable packaging. Weight loss, postharvest respiration, maturity, senescence, enzymatic and microbial decay are primary causes of quality deteriorations in fresh fruits and vegetables. Physical injuries to fresh produce during harvesting, transportation, storage and handling further accelerate such deteriorations. Numerous studies have evaluated effectiveness of chitosan,<sup>2</sup> gelatin,<sup>3</sup> agar, collagen,<sup>4</sup> whey,<sup>5</sup> starch,<sup>6</sup> cellulose,<sup>7</sup> alginate,<sup>8</sup> and polylactic acid<sup>9</sup> based films and coatings in extending shelf-life of perishable food items, including fruits and vegetables. Plant-based essential oils, other phytochemicals, and nanomaterials are effective antimicrobial and antioxidant agents that can effectively improve functionalities of these active films and coatings. This review is a contemporary account of advancements in applications of these alternative packaging systems for extending postharvest shelf-life of fruits and vegetables.

## 2. Shelf-life of fruits and vegetables

Post-harvest shelf life or longevity of fruits and vegetables is best defined as the period starting from harvesting until the

product maintains acceptable quality for consumer. The metabolic processes in fruits and vegetables continue even after harvesting, and postharvest technologies are required to extend their shelf life. Quality of fruits and vegetables depends on the climacteric conditions, preharvest practices, maturity, harvesting methodology, postharvest handling (sorting, sanitization, precooling, and packing) and storage conditions (humidity, temperature, and gas composition).<sup>10</sup> In order to ensure prolonged shelf life, the quality attributes such as nutritive value, flavor, color, odor, and texture should be maintained throughout the food supply chain.<sup>11</sup> Because of high available moisture content, richness in nutrients, and continuous postharvest metabolism or senescence, fruits and vegetables are vulnerable to weight loss, mechanical damage, and microbial attack. These characteristics lead to noticeable deterioration after harvesting and shorten their shelf life. Proper packaging and preservation methods can help extend the shelf life of fruits and vegetables, using appropriate ethylene absorbents and gas scrubbers. The gas composition surrounding the food products such as ethylene, CO<sub>2</sub>, and O<sub>2</sub> adversely impact the respiratory rate. To minimize the spoilage, various active packaging systems incorporated/combined antioxidant or antimicrobial agent, CO<sub>2</sub> emitters, oxygen and moisture scavengers, etc. have been applied.<sup>12</sup>

Now-a-days, consumer demand high quality fruits and vegetables, mostly organic, as they are rich in dietary fibers, antioxidants, vitamins, essential minerals, bio-flavonoids, and flavor compounds. After harvest, fruits and vegetables being highly perishable, face significant wastage due to microbial spoilage, insects' infestation, high transpiration and respiration rates. The extrinsic factors include atmospheric conditions such as ethylene ratios, O<sub>2</sub>, CO<sub>2</sub>, temperature, relative humidity and stress factors, whereas intrinsic factors include the variety, cultivar and growth stage of fruits and vegetables.<sup>10</sup> Microbial spoilage may occur through damage skin resulting in deterioration of fruits and vegetables, for example off flavor, tissue softening, eventually decreasing their quality and make them inedible. Texture, color, appearance, flavor, nutritional value and microbial safety are the important quality factors of fresh produce and they are affected by stage of ripening, degree of maturity, plant variety, pre-harvest and post-harvest conditions.<sup>13</sup> Biopolymers are being explored as sustainable alternatives to synthetic plastics for fabrication of edible films and coating for postharvest shelf-life extension of fruits and vegetables.<sup>14</sup> Chitosan, pectin, starch, alginate, carrageenan, and xanthan gum have been commonly used for fabrication of active composite films and coatings.<sup>4,15</sup> These active and edible films and coatings provide safety barrier around the fruits and vegetables that reduce transpiration and respiration rate, and weight loss. Film-forming properties of the biopolymers permit formation of protective coating on the surface of perishable food products.

### 3. Biopolymers as sustainable food packaging materials

Biopolymer-based films and coating have been developed as an alternate to plastic packaging materials, as the latter is a petroleum-based non-biodegradable material that can result in serious problems for human health and environmental.<sup>16</sup> For preparing such packaging materials, various biopolymers namely polysaccharides (cellulose, starch, chitosan, etc.), proteins (corn zein, whey proteins, collagen, etc.), lipids (carnauba wax, shellac wax, etc.) or their combinations have been used as films and coating materials.<sup>1,17</sup> The interest in the development of biopolymer films and coating has increased during the last decade, as the raw materials used are environmental-friendly, abundantly available, and biodegradable (Kumar et al., 2020). Edible films are applied as thin film that are preformed and then applied to food surfaces, whereas edible coatings are formed directly onto food surfaces usually by dipping in or by spraying the coating formulation, which can be consumed along with food. A semi-permeable barrier is created by these films and coatings that restrict oxygen, carbon dioxide, moisture and solute movement, and thus reduce rate of respiration, loss of water and oxidation. Moreover, they enhance visual appeal by reducing physical damage, scars, and by improvement in surface shine.<sup>18</sup> Biopolymer can reduce 30–80% of emission of greenhouse gases, and offer higher postharvest shelf-life to the packaged food than the synthetic plastic packaging. Also, they can be used as compost in soil after their use and disposal. Despite these advantages, biopolymer-based films and coatings suffers from certain shortcomings like poor mechanical, barrier, and thermal properties.<sup>16,19</sup> Advancement in nanotechnology and use of plant-based active compounds in biopolymer-based films and coatings can mitigate these challenges. Incorporation of nanomaterials and/or plant-based natural active compounds in biopolymer improve thermal properties, gas and moisture barrier properties, mechanical strength and antimicrobial activity.<sup>20</sup>

#### 3.1 Carbohydrate-based films and coatings

Carbohydrates have been widely explored for fabricating active films and coatings. Cellulose and their derivatives, chitosan, starch, pectin, and galactomannans has been enormously used for active antimicrobial food packaging applications.<sup>16</sup> Cellulose is the abundantly available natural organic polymer on the planet, which is composed of D-glucose units joined by  $\beta$ -1,4 glycoside bonds. Cellulose and its derivatives are the most important raw materials for preparation of edible films and coatings as they are biodegradable, odorless, tasteless, and have excellent film forming properties. The modified forms of cellulose that are commonly used in edible films and coatings include carboxymethyl cellulose (CMC), methylcellulose (MC), and hydroxypropyl methylcellulose (HPMC).<sup>21</sup> Edible coatings made of HPMC, CMC, HPC and MC have been extensively used for coating of fruits and vegetables that providing barrier against oxygen and moisture, and thus extending their postharvest shelf-life. Cereals, potato and other tubers, and

legumes are the main natural resources of starch that consists two kinds of glucose polymers; amylose and amylopectin. Amylose are considered as good starch derivatives for film and coating material, as high amylose starch has high stability during prolong storage. For instance, corn starch is excellent source for coating and film fabrication, as it is tasteless, odorless, colorless and non-toxic having physical characteristics that resemble to synthetic plastic-based films and wax-coatings.<sup>22</sup> In addition, starch is cost-effective, abundant, biodegradable and convenient to fabricate edible coatings and films. Starch-based films suffer from relatively poor gas barrier properties that may be enhanced by using nano-fillers, and or natural active phytochemicals.<sup>23</sup> Starch coated strawberries preserved the quality in terms of colour, weight loss and firmness, whereas, starch coated apples imparted high gloss at the beginning of storage. Cassava and rice starch-based coating applied on pummelo (*Citrus Maxima Merr.*) had reduced weight loss compared to uncoated pummelo.<sup>24</sup>

Chitosan, a deacetylation derivative of chitin, is a linear amino polysaccharide of D-glucosamine and N-acetyl-D-glucosamine units. Chitosan has been used in several fields including food and agriculture sector owing to its excellent antimicrobial and antioxidant activity, biodegradability, non-toxicity, biocompatibility, film forming capability, etc. Chitosan also has excellent mechanical and barrier properties against O<sub>2</sub> and CO<sub>2</sub> permeation. Chitosan based coatings improve postharvest longevity of fresh produce giving them smooth, shiny, cohesive and intact surface.<sup>25</sup> Chitosan films and coatings has been successfully used to maintain quality of several fruits such as strawberries, grapes, raspberries, sliced mango fruits, citrus fruits, fresh-cut water, etc.<sup>26</sup> Chitosan film can be produced by solution casting method, and it is blended with other polymers such starch, gelatin, CMC, alginate, etc. to improve their physico-chemical, mechanical, thermal, and barrier properties.<sup>27</sup> Alginate is a sodium salt of the alginic acid obtained from brown seaweed, and it possesses a strong film forming properties with translucent and glossy look. It is a linear copolymer of D-mannuronic acid and L-guluronic acid monomers. Due to its hydrophilic nature, alginate exhibit poor water resistance, which can be improved by adding calcium that produce strong and insoluble alginate films.<sup>8</sup> By blending with starch, oligosaccharides, and simple sugars, properties of alginate films can be improved. There are various reports on the incorporation of antimicrobials and antioxidants in alginate films and their subsequent effect on the postharvest shelf-life extension of fresh produce.<sup>28,29</sup> Alginate coatings have been successfully used to increase the shelf life of fresh-cut-apples by minimizing weight loss and browning, and by preserving firmness during storage. It has also been reported that alginate coatings reduced water loss from fresh-cut papaya, pear and melon.

Gums, naturally occurring polysaccharides, have the capability to hydrate in water either by a gel or emulsion formation. Gums have been used as excellent vehicles for active substances, also control their rate of diffusion, and control rate of maturation of fruit and vegetable. Gum

coatings provide a barrier to reduce respiration rate, weight loss and maintain the nutritional value. In order to improve their mechanical barrier, antioxidant and antimicrobial properties, plant extracts, essential oils, phenolic compounds, vitamins, and nanomaterials can be incorporated into gum coatings. Gums have been approved as GRAS by FAO, and their use is safe for environment and consumers.<sup>30</sup> Gum arabic based coating has been found to increase the shelf-life and postharvest quality of tomato, apple, persimmon, banana, blueberry fruits.<sup>31-34</sup> Coating of these fruits showed reduced weight loss, decay percentage, and maintained firmness, titratable acidity, soluble solids concentration, ascorbic acid content, and color development, and delayed ripening process compared to uncoated fruits, and thus improved their postharvest shelf-life. Pectin is another plant derived polysaccharide that has poor moisture barrier that may be used for low moisture produce.<sup>35</sup> Oms-Oliu et al., 2008 developed a multi-layered coating formulation using pectin and other materials to extend the shelf-life of fresh-cut cantaloupe.<sup>36</sup> In this study, pectin-based coatings containing N-acetylcysteine and glutathione applied on of fresh-cut pears showed inhibition of microbial spoilage and maintenance of sensory attributes of pear wedges for 14 days. Pectin-based emulsions coating added with beeswax, sorbitol, and monoglyceride delayed spoilage and enhanced postharvest shelf life of cucumber for up to 2 weeks by retaining different quality parameters such as firmness, colour, amount of chlorophyll, etc.<sup>37</sup>

### 3.2 Protein-based films and coatings

Proteins are polymer of amino acids linked by peptide bonds that are amphiphilic, and have electrostatic charges with unique conformational structure. Protein-based films and coatings are good oxygen barrier that can be applied on food surface as efficient semi-permeable membrane against permeation of respiratory gases that results in reduced rates of respiration and ethylene production, delayed ripening and senescence, and thus extend the shelf-life of fresh produce. Proteins such as gelatin, wheat gluten, soy protein, whey protein, zein, casein, and collagen are commonly used in food coatings. Proteins derived from plants such as soy protein isolate are suitable for coating fruits and vegetables, and such coatings incorporated with the essential oil components reduced weight loss, control moisture loss, delay dehydration and fruit shriveling in Persian lime (*Citrus latifolia* Tanaka).<sup>38</sup> Protein-based edible coatings have good barriers properties against CO<sub>2</sub> and O<sub>2</sub> permeation, however, they are hydrophilic in nature, and thus are poor barrier against water vapor.<sup>39</sup> Calcium caseinate and whey protein-based coatings on apple and potato slices reduced browning by acting as oxygen barriers, and reducing the gas transfer rates, the postharvest quality of coated apple and mango were also improved.<sup>40</sup> Sodium caseinate-based films containing beeswax, oleic acid, and glycerol showed better gloss, transparency and surface roughness.<sup>41</sup>

**Table 1.** Biopolymer-based active films for shelf-life extension of fruits and vegetables

Fruits and vegetables	Composition of active films	Application techniques and storage condition	Effects on fruits and vegetables	Ref.
Grapes ( <i>Vitis vinifera</i> )	Agar (2.5%, w/v), ZnO (2-4% w/w)	Wrapped in composite films; Stored in ambient conditions for 25 days	Postharvest-life extension up to 21 days	4
Strawberries ( <i>Fragaria ananassa</i> )	CMC (1% w/v), Guar gum (1% w/v), AgNO <sub>3</sub> (20 mL of 0.1 N)	Packaged in the developed films; at room temperature storage	CG-Ag <sup>+</sup> NC film enhanced shelf-life and decreased weight loss	49
Strawberries ( <i>Fragaria ananassa</i> )	Chitosan (2% w/v), Essential oils (10% w/v) AgNPs (5% w/v)	Packaged in a PET clamshell box having 2 films at lower and 2 films at upper surface of the fruits, and stored for 12 days of storage at 4°C.	The developed active films showed reduced weight loss and decay during 12 days of storage, compared to control samples	50
Fresh-cut apples	Chitosan (2% w/v), Gelatin (2% w/v), Tannic acid (0-2 wt.%)	Cut-fruits are placed in a PET box, and then sealed by developed films	Film significantly reduced weight loss, delayed degree of browning, lipid oxidase activity and malondialdehyde content during 10 days storage at 4°C	51
White button mushroom, ( <i>Agaricus bisporus</i> )	Bacterial cellulose (BC), Pomegranate peel extract (PPE) (25-50wt.%), Green tea extract (GTE) (25-50 wt.%), Rosemary extract (RE) (25-50wt. %)	Wrapped on active membranes mounted trays; at 4 - 8°C for 15 days	Remained good quality and marketable after 15 days of storage	52
Cherry tomato ( <i>Lycopersicon esculentum Cerasiforme</i> )	Pectin (1% w/v), Glycerol (2.5% v/v), Magnesium hydroxide (1% w/w)	Packaged and stored at 30.2°C, 61.2% RH and at 10°C, 90% RH)	Extended the shelf life till 24 days in 10°C storage	53
Grape ( <i>Vitis vinifera</i> )	Sodium alginate (2%, w/v), Gum acacia (2%, w/v), Basil leaves extract (1%, w/v), AgNO <sub>3</sub> (2%, w/v)	Packed and stored for 18 days	Reduced weight loss, retained shape, showed antimicrobial against foodborne pathogen; extended storage life	54
Apple ( <i>Malus</i> )	Acyated soy protein (5–8%, w/v) Chitosan (0.29–0.46%, w/v)	Stored at room temperature	Film containing 6% soy protein, 0.34% chitosan and 0.26% stearic acid extended shelf life by a week	55
Cherry tomatoes ( <i>Solanum Lycopersicum L.</i> )	Chitosan (2 %, w/v), and TiO <sub>2</sub> nanoparticles (1%, w/w)	Packed in the nanocomposite film; stored at 20°C, 85 % RH	Delayed ripening process and better quality maintenance	56
Green chillies ( <i>Capsicum annum</i> )	Chitosan (2%, w/v), Acetic acid (1%, v/v), Glycerol (0.5%, w/w), Citric acid (2%, w/w)	Packed in the film pouches; stored at 27°C for 7 days	Modified chitosan pouches showed higher moisture barrier, slower ripening	48
Black grape ( <i>Vitis vinifera</i> )	Chitosan and cellulose acetate phthalate varying ratio, and ZnONPs (2.0–7.5%, w/w)	Wrapped in the nano composite films; Stored at ambient conditions for 9 days	The film with 5% ZnONPs extended shelf life up to 9 days	57
Okra ( <i>Abelmoschus esculentus</i> )	Chitosan (2 %, w/v), and Zinc Oxide (0.1%, w/v)	Packed in and stored at room temperature	Maintained quality, retarded microbial growth for up to 12 days	58
Mushroom ( <i>Agaricus bisporus</i> )	Chitosan (2%, w/v), Zein (2%, w/v) α-tocopherol (50%, w/w)	Packed and stored at 4°C for 12 days	Improved firmness, TPC, and antioxidant activity	59

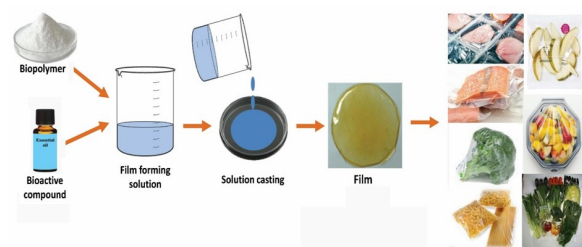
### 3.3 Lipid-based films and coatings

Edible lipids are traditional coating materials that provide better moisture barrier, and improve visual appearance of fresh fruits and vegetables. Lipids are hydrophobic in nature, and this lipid-based coatings possess good moisture barrier properties.<sup>42,43</sup> Carnauba wax, candelilla and beeswax are natural waxes extensively used in several edible films and coatings applications. For examples, to improve postharvest shelf-life of apples, oranges and mandarins, beeswax-based coatings have been applied.<sup>44</sup> Hybrid films and coatings combining lipid, polysaccharide, protein have also been studied for improvement in their barrier properties.<sup>45</sup>

## 4. Applications of biopolymer-based films and coatings

### 4.1 Films for packaging of fruits and vegetable

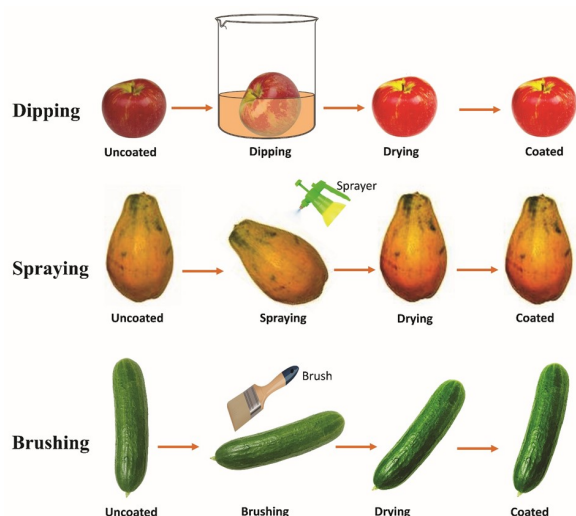
Biopolymers such as polysaccharide, protein, lipid and their derivatives have been used for fabrication of composite, nanocomposite of hybrid food packaging films with improved mechanical, barrier, thermal, antimicrobial and optical properties. These films have shown to effectively maintain quality of fresh produce including fruits and vegetables, and enhanced their postharvest shelf-life.<sup>28</sup> Biopolymer based composite films are prepared by solution-casting, layer-by-layer, and extrusion techniques, among which the solution casting method is commonly used for laboratory or small scale due to its convenience and simplicity (Figure 1).<sup>4</sup> In a study, biodegradable film placed on the surface of sliced and shredded carrots effectively delayed weight loss and prevented whitening of carrot during postharvest storage.<sup>46</sup> Chitosan-based film used for mango fruits showed better storage characteristic and extended their shelf-life up to 18 days and without any microbial growth and off-flavor.<sup>47</sup> Chitosan-based films containing citric acid as cross-linker, and glycerol as plasticizer were prepared using solvent casting method, and the developed films showed better water resistance, transparency, flexibility, thermal stability and antioxidant properties.<sup>48</sup> Several other studies reported that such biopolymer-based composite films are commonly used to make active pouch/package to prolong postharvest shelf-life and maintained quality of fruits and vegetables, as summarized in **Table-1**.



**Figure 1.** Fabrication of active films and their application

### 4.2 Coatings for shelf-life extension of fruits and vegetables

Coating is a thin layer of edible materials used on food surface for reducing moisture loss, gas exchange, and to maintain food quality by preserving their color, aroma, appearance, taste and texture that lead to extended postharvest shelf-life.<sup>16,42</sup> It acts as the protective barrier against microbial spoilage and slows down various metabolic activities such as respiration, oxidation, ripening, water loss, etc. Dipping, spraying and brushing are commonly used techniques for coating of fruits and vegetables (Figure 2). Along with other biopolymers, plant-based waxes have also been used as natural edible food coating materials primarily for coating of fresh fruits and vegetables.<sup>60</sup> For instances, tomato coated with gum arabic and almond gum showed a significant delay in weight loss, and maintained firmness, titratable acidity, soluble solids concentration, ascorbic acid content, percentage decay and color compared to the uncoated control fruit.<sup>34,61</sup> Chitosan-based coating showed effect on fruit ripening behavior, and biochemical and organoleptic characteristics of mango (*Mangifera indica* L.) during storage, it was evident that the coating have potential to maintain quality and extend shelf-life of mango.<sup>62</sup> Coating formulations containing pectin, beeswax, sorbitol, water, and an emulsifying agent have been used to preserve the fruit quality and extend the shelf life of cucumber, and the coating helped in reducing weight loss, respiration rate, and maintaining firmness, color, amount of chlorophyll and total soluble solids of the fruits.<sup>37</sup> In a similar study, gum arabic coated cucumber showed reduced weight loss, delayed softening, maintained firmness, and sensory characteristics of coated cucumbers.<sup>63</sup> Numerous biopolymer-based coatings containing active agents of plant and animal origin, and/or nanomaterials have been explored and found effective in extending postharvest shelf-life of fresh produce (**Table-2**).



**Figure 2.** Various techniques of coating of fruits and vegetables



**Table 2.** Biopolymer-based active coatings for shelf-life extension of fruits and vegetables

Fruits and vegetables	Composition of coating formulation	Coating techniques	Storage condition of coated fruits and vegetables	Effects of coatings on food products	Ref.
Kiwifruit ( <i>Actinidia deliciosa</i> )	Hydroxypropyl methylcellulose (HPMC) (0.1wt.%)	Spraying by airbrush powered by N <sub>2</sub> and dried for 30 min	Packed in PET trays, 4°C, 90% RH; stored in dark for 12 days	Maintained TSS, firmness, brightness, greenness, and reduced browning, weight loss, and TSS/TA ratio	64
Cavendish banana ( <i>Musa acuminata</i> )	Rice starch (3%, w/w), K-carrageenan (1.5%, w/w), and fatty acid ester of sucrose (FAEs) (2%, w/w)	Spraying for 10 s	20°C, 52% RH	Decreased weight loss and starch degradation, maintained firmness and quality	23
Apples ( <i>Malus</i> )	Chitosan (0.75%, w/v)	Dipping for 30 min	Packed in polypropylene with passive MAP at 1±2°C for 3 days	Reduced polyphenoloxidase (PPO) activity and microbial load	65
Fresh-cut guava ( <i>Psidium guajava</i> L.)	Chitosan (1%, w/v)	Immersed in for 10 s and dried for 1 h at 24°C.	Packed in Styrofoam trays, and stored at 4°C for 14 days, or at 24 °C for 7 days	Maintained quality including sensory attributes during storage	66
Avocado ( <i>Persea americana</i> Mill. cv. Hass)	Sodium alginate (1.5%, w/v),	Dipped for 1 min	Stored at 6°C or 25°C for 15 days	Reduced weight loss by 2–3.7 %, controlled postharvest diseases in the fruit	67
Peaches ( <i>Prunus persica</i> )	Sodium alginate (1%, w/v).	Dipping for 2 min	Stored at 28°C, 90% RH for 7 days	Reduced weight loss, respiration rate, maleic dialdehyde (MDA) content, polyphenol oxidase (PPO) activity, loss of firmness and TSS content	68
Tomato ( <i>solanum lycopersicum</i> ), Chilly ( <i>Capsicum frutescens</i> ) and Brinjal ( <i>Solanum melongena</i> )	Chitosan nanoparticles (1%, 2%, 3%, 4%, 5%)	Dipping method	Stored at room temperature for 5 days	Decreased weight loss, cytotoxicity; effective antifungal, antioxidant coating	69
Blueberry ( <i>Vaccinium sect. Cyanococcus</i> )	Chitosan (1%, w/v), Tween 20 (0.20 %, w/w)	Dipping method	Placed on PET trays, wrapped in PLA bags, and kept at 4°C for 14 days	Maintained firmness and increased antioxidant activity, and maintained overall quality during storage	70
Guavas ( <i>Psidium guajava</i> L.)	Sodium alginate (5% m/v), Chitosan (5% m/v), acetic acid (0.5% v/v), glycerol (2% v/v), nanoZnO (1%, v/gel)	Dipped in coating formulation for 3 min	21°C and 80% RH for 20 days	Delayed ripening, reduced weight loss, and improved shelf life	71
Blueberries ( <i>Vaccinium corymbosum</i> L.)	Chitosan (2%, w/v), Sodium alginate (2%, w/v)	Dipped into the chilled (5°C) formulation for 2 min	Placed in polypropylene containers, and stored at 5°C	Controlled microbial growth, delayed spoilage, improved antioxidant properties and visual appearance, and maintained firmness	72
Sweet cherry ( <i>Prunus avium</i> L.)	Guar gum (0.15%, w/v), Calcium chloride (0.1%, w/v), Ginseng extract (1%, w/v)	Dipped in the coating solution for 1 min	Stored in gauze bag at 20°C and 70-75% RH for 8 days	Reduced loss of water, maintained firmness, TA, AsA, and extended shelf life to 8 days	73
Sweet cherries ( <i>Prunus avium</i> L.)	Carboxymethyl chitosan (2%, w/v), Gelatin (2%, w/v), CaCl <sub>2</sub> powder (2%, w/v), L-ascorbic acid (2%, w/v), and Tween 20 (0.1 %, w/v)	Immersed in edible coating solution for 2 min	Packed into PET plastic boxes and stored at 0°C, RH 85–90 % for 30 days	Improved quality and antioxidant properties, reduced decay, weight loss, respiration rate, and pedicel browning, maintained TSS, titratable acidity and firmness	74
Apples ( <i>Malus</i> )	Chitosan (2%, w/v), Sodium caseinate (4%, w/v)	Immersed in the coating for 1 min	Stored at 5°C or 10°C	Reduced respiration rate, preserved mechanical properties, antioxidant activity, improved shelf life by 4 days, when stored at 5°C	75
Strawberries ( <i>Fragaria ananassa</i> )	Carrageenan (0.5%, w/v), Lemon grass essential oil (1%, w/v)	Immersed into coating solutions about 2 min	Packed in PE pouches, stored at 4°C for 12 days	Reduced weight loss, decay percentage, retained ascorbic acid, antioxidant activity and firmness	76
Strawberries ( <i>Fragaria ananassa</i> )	Hydroxyethyl cellulose (1.0%, w/v) Sodium alginate (0.5%, w/v) Asparagus waste extract (10%, w/v)	Coating is done by dipping for 1 min and then air-drying for 1 h	Incubated at 25°C for 8 days at 80% RH	Coating maintained quality and extend the shelf life of the strawberry fruit	77

## 5. Conclusion and perspectives

Plant-derived biopolymers such as starch, cellulose, agar, carnauba; those that are animal derived e.g., gelatin, casein, whey protein, beeswax; and microbial biopolymers such as dextran, xanthan, pullulan, bacterial cellulose and polylactic acids have been extensively studied and applied as biodegradable alternatives to synthetic plastic packaging films and coatings. Several studies have reported that blending of biopolymers and/or their reinforcement with nanomaterials such as cellulose nano fiber, montmorillonite nanoparticles, zinc oxide nanoparticles, silver nanoparticles, etc. not only significantly improved physicochemical, mechanical and barrier properties, but also enriched these biopolymer-based food packaging films and coatings with functionalities such as antimicrobial and antioxidant activities. Numerous studies have also reported that applications of these biodegradable, active composite packaging films and coatings on fresh fruits and vegetables resulted in significant improvement in postharvest shelf life. However, further research and development efforts are needed to popularize commercial manufacturing of these biodegradable composite films and coatings, and their applications in large scale food processing scenarios. Thus, biopolymer-based films and coatings are emerging as sustainable food packaging materials for prolonging postharvest shelf-life of fruits and vegetables.

## Acknowledgments

SK is very thankful to Department of Biotechnology (DBT), Ministry of Science and Technology, Government of India for the research funding (sanction letter vide No. BT/PR39789/NER/95/1664/2020).

## References

- Basumatary, I. B., Mukherjee, A., Katiyar, V. & Kumar, S. Biopolymer-based nanocomposite films and coatings: recent advances in shelf-life improvement of fruits and vegetables. *Critical Reviews in Food Science and Nutrition*, 1-24, (2020).
- Kumar, S., Shukla, A., Baul, P. P., Mitra, A. & Halder, D. Biodegradable hybrid nanocomposites of chitosan/gelatin and silver nanoparticles for active food packaging applications. *Food Packaging and Shelf Life* **16**, 178-184, (2018).
- Ramos, M., Valdés, A., Beltrán, A. & Garrigós, M. C. Gelatin-Based Films and Coatings for Food Packaging Applications. *Coatings* **6**, 41 (2016).
- Kumar, S., Boro, J. C., Ray, D., Mukherjee, A. & Dutta, J. Bionanocomposite films of agar incorporated with ZnO nanoparticles as an active packaging material for shelf life extension of green grape. *Heliyon* **5**, e01867, (2019).
- Schmid, M. & Müller, K. in *Whey Proteins* (eds Hilton C. Deeth & Nidhi Bansal) 407-437 (Academic Press, 2019).
- Sun, K.-q. *et al.* Optimisation of compatibility for improving elongation at break of chitosan/starch films. *RSC Advances* **9**, 24451-24459, (2019).
- Liu, Y. *et al.* A review of cellulose and its derivatives in biopolymer-based for food packaging application. *Trends in Food Science & Technology* **112**, 532-546, (2021).
- Senturk Parreidt, T., Müller, K. & Schmid, M. Alginate-Based Edible Films and Coatings for Food Packaging Applications. *Foods* **7**, 170 (2018).
- Mistriotis, A., Briassoulis, D., Giannoulis, A. & D'Aquino, S. Design of biodegradable bio-based equilibrium modified atmosphere packaging (EMAP) for fresh fruits and vegetables by using micro-perforated poly-lactic acid (PLA) films. *Postharvest Biology and Technology* **111**, 380-389, (2016).
- Arah, I. K., Amaglo, H., Kumah, E. K. & Ofori, H. Preharvest and Postharvest Factors Affecting the Quality and Shelf Life of Harvested Tomatoes: A Mini Review. *International Journal of Agronomy* **2015**, 478041, (2015).
- Phimolsiripol, Y. & Suppakul, P. in *Reference Module in Food Science* (Elsevier, 2016).
- Anvar, A. A., Ahari, H. & Ataee, M. Antimicrobial Properties of Food Nanopackaging: A New Focus on Foodborne Pathogens. *Frontiers in Microbiology* **12**, (2021).
- Ilahy, R. *et al.* Pre- and Post-harvest Factors Affecting Glucosinolate Content in Broccoli. *Frontiers in Nutrition* **7**, (2020).
- Kumar, S., Ye, F., Dobretsov, S. & Dutta, J. Chitosan Nanocomposite Coatings for Food, Paints, and Water Treatment Applications. *Applied Sciences* **9**, (2019).
- Kumar, S. *et al.* Biodegradable Hybrid Nanocomposite of Chitosan/Gelatin and Green Synthesized Zinc Oxide Nanoparticles for Food Packaging. *Foods* **9**, (2020).
- Kumar, S., Mukherjee, A. & Dutta, J. Chitosan based nanocomposite films and coatings: Emerging antimicrobial food packaging alternatives. *Trends in Food Science & Technology* **97**, 196-209, (2020).
- Mihalca, V. *et al.* Protein-Based Films and Coatings for Food Industry Applications. *Polymers* **13**, (2021).
- Pavlat, A. E. & Orts, W. in *Edible Films and Coatings for Food Applications* (eds Kerry C. Huber & Milda E. Embuscado) 1-23 (Springer New York, 2009).
- Kumar, S., Mitra, A. & Halder, D. Centella asiatica leaf mediated synthesis of silver nanocolloid and its application as filler in gelatin based antimicrobial nanocomposite film. *LWT* **75**, 293-300, (2017).
- Grujić, R., Vujadinović, D. & Savanović, D. in *Advances in Applications of Industrial Biomaterials* (eds Eva Pellicer *et al.*) 139-160 (Springer International Publishing, 2017).
- Mohamed, S. A. A., El-Sakhawy, M. & El-Sakhawy, M. A.-M. Polysaccharides, Protein and Lipid -Based Natural Edible Films in Food Packaging: A Review. *Carbohydrate Polymers* **238**, 116178, (2020).
- Versino, F., Lopez, O. V., Garcia, M. A. & Zaritzky, N. E. Starch-based films and food coatings: An overview. *Starch - Stärke* **68**, 1026-1037, (2016).
- Thakur, R. *et al.* A starch edible surface coating delays banana fruit ripening. *LWT* **100**, 341-347, (2019).
- Kerdchoechuen, O., Laohakunjit, N., Tussavil, P., Kaisangsri, N. & Matta, F. B. Effect of Starch-Based Edible Coatings on Quality of Minimally Processed Pummelo (Citrus maxima Merr.). *International Journal of Fruit Science* **11**, 410-423, (2011).
- Xing, Y. *et al.* Chitosan-Based Coating with Antimicrobial Agents: Preparation, Property, Mechanism, and Application

- Effectiveness on Fruits and Vegetables. *International Journal of Polymer Science* **2016**, 4851730.
26. Duan, J., Wu, R., Strik, B. C. & Zhao, Y. Effect of edible coatings on the quality of fresh blueberries (Duke and Elliott) under commercial storage conditions. *Postharvest Biology and Technology* **59**, 71-79, (2011).
  27. Priyadarshi, R. & Rhim, J.-W. Chitosan-based biodegradable functional films for food packaging applications. *Innovative Food Science & Emerging Technologies* **62**, 102346, (2020).
  28. Abdul Khalil, H. P. S. *et al.* Biodegradable Films for Fruits and Vegetables Packaging Application: Preparation and Properties. *Food Engineering Reviews* **10**, 139-153, (2018).
  29. Kumar, S. *et al.* Plant extract mediated silver nanoparticles and their applications as antimicrobials and in sustainable food packaging: A state-of-the-art review. *Trends in Food Science & Technology* **112**, 651-666, (2021).
  30. Tahir, H. E. *et al.* Recent developments in gum edible coating applications for fruits and vegetables preservation: A review. *Carbohydrate Polymers* **224**, 115141, (2019).
  31. Tahir, H. E. *et al.* Effect of gum arabic edible coating incorporated with African baobab pulp extract on postharvest quality of cold stored blueberries. *Food Science and Biotechnology* **29**, 217-226, (2020).
  32. Maqbool, M., Ali, A., Alderson, P. G., Zahid, N. & Siddiqui, Y. Effect of a Novel Edible Composite Coating Based on Gum Arabic and Chitosan on Biochemical and Physiological Responses of Banana Fruits during Cold Storage. *Journal of Agricultural and Food Chemistry* **59**, 5474-5482, (2011).
  33. Saleem, M. S. *et al.* Postharvest application of gum arabic edible coating delays ripening and maintains quality of persimmon fruits during storage. *Journal of Food Processing and Preservation* **44**, e14583, (2020).
  34. Ali, A., Maqbool, M., Ramachandran, S. & Alderson, P. G. Gum arabic as a novel edible coating for enhancing shelf-life and improving postharvest quality of tomato (*Solanum lycopersicum* L.) fruit. *Postharvest Biology and Technology* **58**, 42-47, (2010).
  35. Martiñon, M. E., Moreira, R. G., Castell-Perez, M. E. & Gomes, C. Development of a multilayered antimicrobial edible coating for shelf-life extension of fresh-cut cantaloupe (*Cucumis melo* L.) stored at 4 °C. *LWT - Food Science and Technology* **56**, 341-350, (2014).
  36. Oms-Oliu, G., Soliva-Fortuny, R. & Martín-Belloso, O. Using polysaccharide-based edible coatings to enhance quality and antioxidant properties of fresh-cut melon. *LWT - Food Science and Technology* **41**, 1862-1870, (2008).
  37. Moalemiyan, M. & Ramaswamy, H. Quality Retention and Shelf-life Extension in Mediterranean Cucumbers Coated with a Pectin-based Film. *Journal of Food Research* **1**, (2012).
  38. González-Estrada, R. R., Chaliar, P., Ragazzo-Sánchez, J. A., Konuk, D. & Calderón-Santoyo, M. Antimicrobial soy protein based coatings: Application to Persian lime (*Citrus latifolia* Tanaka) for protection and preservation. *Postharvest Biology and Technology* **132**, 138-144, (2017).
  39. Yousuf, B., Qadri, O. S. & Srivastava, A. K. Recent developments in shelf-life extension of fresh-cut fruits and vegetables by application of different edible coatings: A review. *LWT* **89**, 198-209, (2018).
  40. LE Tien, C., Vachon, C., Mateescu, M.-A. & Lacroix, M. Milk Protein Coatings Prevent Oxidative Browning of Apples and Potatoes. *Journal of Food Science* **66**, 512-516, (2001).
  41. Correa-Betanzo, J., Jacob, J. K., Perez-Perez, C. & Paliyath, G. Effect of a sodium caseinate edible coating on berry cactus fruit (*Myrtillocactus geometrizans*) phytochemicals. *Food Research International* **44**, 1897-1904, (2011).
  42. Saberi, B. & Golding, J. B. in *Polymers for Food Applications* (ed Tomy J. Gutiérrez) 211-250 (Springer International Publishing, 2018).
  43. Yousuf, B., Sun, Y. & Wu, S. Lipid and Lipid-containing Composite Edible Coatings and Films. *Food Reviews International*, 1-24, doi:10.1080/87559129.2021.1876084 (2021).
  44. Perez-Gago, M. B., Serra, M., Alonso, M., Mateos, M. & Rio, M. A. D. Effect of Solid Content and Lipid Content of Whey Protein Isolate-Beeswax Edible Coatings on Color Change of Fresh-cut Apples. *Journal of Food Science* **68**, 2186-2191, (2003).
  45. Zhao, Y. *et al.* Comprehensive Review of Polysaccharide-Based Materials in Edible Packaging: A Sustainable Approach. *Foods* **10**, 1845 (2021).
  46. Fai, A. E. C. *et al.* Development and evaluation of biodegradable films and coatings obtained from fruit and vegetable residues applied to fresh-cut carrot (*Daucus carota* L.). *Postharvest Biology and Technology* **112**, 194-204, (2016).
  47. Srinivasa, P., Baskaran, R., Ramesh, M., Harish Prashanth, K. & Tharanathan, R. Storage studies of mango packed using biodegradable chitosan film. *European Food Research and Technology* **215**, 504-508, (2002).
  48. Priyadarshi, R., Sauraj, Kumar, B. & Negi, Y. S. Chitosan film incorporated with citric acid and glycerol as an active packaging material for extension of green chilli shelf life. *Carbohydrate Polymers* **195**, 329-338, (2018).
  49. Kanikireddy, V. *et al.* Biosynthesis of CMC-Guar gum-Ag0 nanocomposites for inactivation of food pathogenic microbes and its effect on the shelf life of strawberries. *Carbohydrate Polymers* **236**, 116053, (2020).
  50. Shankar, S., Khodaei, D. & Lacroix, M. Effect of chitosan/essential oils/silver nanoparticles composite films packaging and gamma irradiation on shelf life of strawberries. *Food Hydrocolloids* **117**, 106750, (2021).
  51. Zhang, C. *et al.* Physical properties and bioactivities of chitosan/gelatin-based films loaded with tannic acid and its application on the preservation of fresh-cut apples. *LWT* **144**, 111223, (2021).
  52. Moradian, S., Almasi, H. & Moini, S. Development of bacterial cellulose-based active membranes containing herbal extracts for shelf life extension of button mushrooms (*Agaricus bisporus*). *Journal of Food Processing and Preservation* **42**, e13537, (2018).
  53. Kumar, N., Kaur, P., Devgan, K. & Attkan, A. K. Shelf life prolongation of cherry tomato using magnesium hydroxide reinforced bio-nanocomposite and conventional plastic films. *Journal of Food Processing and Preservation* **44**, e14379, (2020).
  54. Kanikireddy, V. *et al.* Development of alginate-gum acacia-Ag0 nanocomposites via green process for inactivation of foodborne bacteria and impact on shelf life of black grapes (*Vitis vinifera*). *Journal of Applied Polymer Science* **136**, 47331, (2019).
  55. Wu, T., Dai, S., Cong, X., Liu, R. & Zhang, M. Succinylated Soy Protein Film Coating Extended the Shelf Life of Apple Fruit. *Journal of Food Processing and Preservation* **41**, e13024, (2017).
  56. Kaewklin, P., Siripatrawan, U., Suwanagul, A. & Lee, Y. S. Active packaging from chitosan-titanium dioxide nanocomposite film for prolonging storage life of tomato fruit.



- International Journal of Biological Macromolecules* **112**, 523-529, (2018).
57. Indumathi, M. P., Saral Sarojini, K. & Rajarajeswari, G. R. Antimicrobial and biodegradable chitosan/cellulose acetate phthalate/ZnO nano composite films with optimal oxygen permeability and hydrophobicity for extending the shelf life of black grape fruits. *International Journal of Biological Macromolecules* **132**, 1112-1120, (2019).
  58. Al-Naamani, L., Dutta, J. & Dobretsov, S. Nanocomposite Zinc Oxide-Chitosan Coatings on Polyethylene Films for Extending Storage Life of Okra (*Abelmoschus esculentus*). *Nanomaterials* **8**, 479 (2018).
  59. Zhang, L., Liu, Z., Sun, Y., Wang, X. & Li, L. Combined antioxidant and sensory effects of active chitosan/zein film containing  $\alpha$ -tocopherol on *Agaricus bisporus*. *Food Packaging and Shelf Life* **24**, 100470, (2020).
  60. Modupalli, N., Venkatachalapathy, N. & Panoth, A. Novel post-harvest intervention using rice bran wax edible coating for shelf-life enhancement of *Solanum lycopersicum* fruit. *Journal of Food Processing and Preservation* **44**, (2020).
  61. Mahfoudhi, N., Chouaibi, M. & Hamdi, S. Effectiveness of almond gum trees exudate as a novel edible coating for improving postharvest quality of tomato (*Solanum lycopersicum* L.) fruits. *Food science and technology international = Ciencia y tecnologia de los alimentos internacional* **20**, 33-43, (2014).
  62. Abbasi, N., Iqbal, Z., Maqbool, M. & Hafiz, I. Postharvest quality of mango (*mangifera indica* L.) fruit as affected by chitosan coating. *Pakistan Journal of Botany* **41**, 343-357 (2009).
  63. Al Juhaimi, F., Ghafoor, K. & Babiker, E. Effect of gum arabic edible coating on weight loss, firmness and sensory characteristics of cucumber (*Cucumis sativus* L.) fruit during storage. *Pak. J. Bot.* **44** (2012).
  64. Passafiume, R., Gaglio, R., Sortino, G. & Farina, V. Effect of Three Different Aloe vera Gel-Based Edible Coatings on the Quality of Fresh-Cut "Hayward" Kiwifruits. *Foods* **9**, (2020).
  65. Karagöz, Ş. & Demirdöven, A. Effect of chitosan coatings with and without Stevia rebaudiana and modified atmosphere packaging on quality of cold stored fresh-cut apples. *LWT* **108**, 332-337, (2019).
  66. Nascimento, J. I. G. *et al.* Chitosan-citric acid edible coating to control *Colletotrichum gloeosporioides* and maintain quality parameters of fresh-cut guava. *International Journal of Biological Macromolecules* **163**, 1127-1135, (2020).
  67. Iñiguez-Moreno, M., Ragazzo-Sánchez, J. A., Barros-Castillo, J. C., Sandoval-Contreras, T. & Calderón-Santoyo, M. Sodium alginate coatings added with *Meyerozyma caribbica*: Postharvest biocontrol of *Colletotrichum gloeosporioides* in avocado (*Persea americana* Mill. cv. Hass). *Postharvest Biology and Technology* **163**, 111123, (2020).
  68. Li, X.-y. *et al.* Rhubarb extract incorporated into an alginate-based edible coating for peach preservation. *Scientia Horticulturae* **257**, 108685, (2019).
  69. Divya, K., Smitha, V. & Jisha, M. S. Antifungal, antioxidant and cytotoxic activities of chitosan nanoparticles and its use as an edible coating on vegetables. *International Journal of Biological Macromolecules* **114**, 572-577, (2018).
  70. Mannozi, C. *et al.* Effects of chitosan based coatings enriched with procyanidin by-product on quality of fresh blueberries during storage. *Food Chemistry* **251**, 18-24, (2018).
  71. Arroyo, B. J. *et al.* Antimicrobial active edible coating of alginate and chitosan add ZnO nanoparticles applied in guavas (*Psidium guajava* L.). *Food Chemistry* **309**, 125566, (2020).
  72. Alvarez, M. V., Ponce, A. G. & Moreira, M. R. Influence of polysaccharide-based edible coatings as carriers of prebiotic fibers on quality attributes of ready-to-eat fresh blueberries. *Journal of the Science of Food and Agriculture* **98**, 2587-2597, (2018).
  73. Dong, F. & Wang, X. Guar gum and ginseng extract coatings maintain the quality of sweet cherry. *LWT* **89**, 117-122, (2018).
  74. Zhang, Y.-L. *et al.* Effect of carboxymethyl chitosan-gelatin-based edible coatings on the quality and antioxidant properties of sweet cherry during postharvest storage. *Scientia Horticulturae* **289**, 110462, (2021).
  75. Volpe, S., Cavella, S. & Torrieri, E. Biopolymer Coatings as Alternative to Modified Atmosphere Packaging for Shelf Life Extension of Minimally Processed Apples. *Coatings* **9**, 569 (2019).
  76. Wani, S. M. *et al.* Effect of gum Arabic, xanthan and carrageenan coatings containing antimicrobial agent on postharvest quality of strawberry: Assessing the physicochemical, enzyme activity and bioactive properties. *International Journal of Biological Macromolecules* **183**, 2100-2108, (2021).
  77. Liu, C. *et al.* Effects of hydroxyethyl cellulose and sodium alginate edible coating containing asparagus waste extract on postharvest quality of strawberry fruit. *LWT* **148**, 111770, (2021).

## About the corresponding author

Dr. Santosh Kumar is an Assistant Professor in the Department of Food Engineering and Technology (FET) at the Central Institute of Technology Kokrajhar (CITK), India. Dr. Kumar has extensive research and academic experience of over 12 years in the area of Food Nanotechnology and Sustainable Food Packaging. Dr. Kumar earned his M. Tech. and Ph.D. in Food Technology & Biochemical Engineering (FTBE) from Jadavpur University, India. He also worked as Post-doctoral Fellow (PDF) at the KTH Royal Institute of Technology, Sweden. He is a professional member of a number of Scientific Societies. He has published more than 25 peer-reviewed research and review papers. Currently, his research work is mainly focused on "turning agro-waste into environment-friendly bioplastic" for sustainable rural development, circular economy, and increasing income of farmers, growers and rural population.



